

First in Dentistry



WAXPENCIL PRO

Owner & Operator's Manual

Model No.	Voltage	Frequency
9995337	120V	50 – 60 Hz
9995338	230V	50 – 60 Hz

Table of Contents

DESCRIPTION	PAGE
Safety	2
Technical Data	3
Installation Instructions	4
General Operation	5
Maintenance	6
Troubleshooting	7
Product Service	8
Declaration of Conformity	9
Warranty	Back



SAFETY

FOR PROFESSIONAL USE ONLY.

Please read these operating instructions carefully before installing or operating this equipment.

Use indoors only.

Never operate the unit in close proximity to combustible materials or place materials on top of the unit.

The unit must be electrically grounded to a three wire electrical outlet or receptacle.

Unit must be placed in a position that allows the power cord to be easily disconnected from the wall or inlet socket.

Do not attempt to maintain the unit until you have read and understood this operation manual.

Do not touch the heater or tip when operating.

Use pliers to change tips when hot.

Do not splash the handpieces or control box with water or liquids.

Keep combustible material away from the pencil.

Disconnect the line cord before attempting to service the unit.

Do not use solvents or liquid cleaners on the control panel.







If the unit is not operated in the manner as specified in this manual, the protection provided by the unit may be impaired.



CAUTION: RISK OF DANGER!

BURN HAZARD IS PRESENT, PENCIL TIPS MAY BE HOT!

SYMBOL TABLE

	- Alternating current	Courant alternatif
	- On (Supply)	Marche (alimentation)
	- Off (Supply)	Arrêt (alimentation)
	- Caution, Hot Surface	Attention, surface chaude
	- Protective Conductor	Terminal Borne de masse, châssis
	- Caution, Risk of Danger	Attention risque de DANGER

TECHNICAL DATA

ELECTRICAL RATINGS:

Model Number	Volts	Frequency	Watts
9995337	120V	50 - 60Hz	15W
9995338	230V	50 - 60Hz	15W

DIMENSIONS:

Length: 5"
 Width: 2.5"
 Height: 5"

PENCIL VOLTAGE:

6V ac Max

SYSTEM SHIPPING WEIGHT:

1.5 Kg (3.4 Lbs)

TEMPERATURE CONTROL RANGE:

100°C to 200°C (212°F to 392°F)

OPERATING TEMPERATURE:

5°C to 40°C (41°F to 104°F)

FUSE:

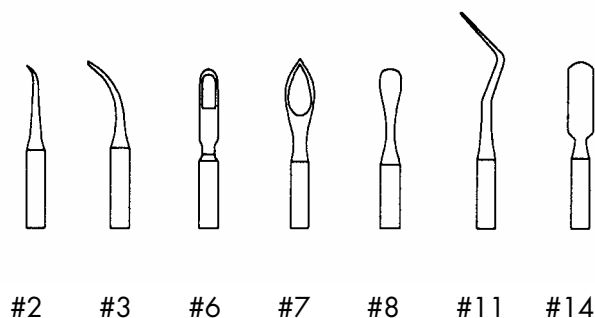
Mains: 0.25 Amps, 230V, 5 x 20mm

FEATURES:

- Dual pencil electric wax spatula, with individual controls
- Small foot print, durable metal cabinet
- Cool touch pencils, with pencil trays
- 8 assorted interchangeable tips

ACCESSORIES:

Part Number	Description
9995482	Control Box, 120V
9995485	Control Box, 230V
9995483	Pencil, Black
9995484	Pencil, White
9995344	Tip #7, 3/pk
9995345	Tip #6, 3/pk
9995346	Tip #8, 3/pk
9995347	Tip #2, 3/pk
9995348	Tip #3, 3/pk
9995349	Tip #11, 3/pk
9995351	Tip #14, 3/pk



INSTALLATION INSTRUCTIONS

Shipping damage should be reported to the carrier as soon as detected.

UNPACKING:

Save the box and other packing material for future use in transporting the unit.

Open the box.

Carefully unpack and remove the WAX PENCIL PRO from its shipping carton.

Remove packaging supports.

Remove plastic bag.

INSTALLATION:

The WAX PENCIL PRO shipping carton contains the following:

One dual power controller, with power cord

Owner & operator's manual

Two pencils

Two side-mount pencil holders

One free standing pencil/tip holder

8 assorted tips, one each of tip #2, #6, #7, #8, #11, #14, and two of #3

WARNING:

Never operate the Unit in close proximity to combustible materials or place materials on top of the unit.


Do not use extension cords with this equipment.

Do not position the unit in a way that blocks access to the power cord inlet socket or the wall outlet.

GENERAL OPERATION

FUNCTION DESCRIPTIONS:

Attach the "side mount" pencil holders by removing the lower front side screw and attach as shown below:



PENCIL TIP HOLDER:



FUNCTION OPERATION:

Connect the power cord to a power circuit.

Connect the two pencils to its connectors and place in holder.

Push the ON/OFF switch for one or both pencils.

To adjust the pencil temperature, turn knob for the desired tip temperature. Clockwise increases the temperature.

MAINTENANCE

WARNING:

This equipment contains dangerous voltages. Maintenance and repair work should only be performed by an authorized service technician of DENTSPLY Ceramco.

To keep the equipment in good working order you should follow the guidelines below:

- Examine the equipment regularly for mechanical damage.
- Do not use solvents or liquid cleaners on the control panel.

CLEANING:

- Clean the unit at least once a week.
- Clean exterior surfaces with a soft, damp cloth using a mild detergent and water.
- DO NOT IMMERSE IN WATER!**

TROUBLESHOOTING

Service of this equipment should be done only by qualified personnel. Failure to comply may result in personnel injury and/or property damage.

Problem	Cause	Solution
No power to unit.	Power switch. No power. Blown fuse.	Place switch in ON position. Check line voltage. Check and replace fuse (.25 Amp).
Pencil tip temperature to low	Corroded pencil tip	Clean pencil holder tip

REPLACEMENT PARTS:

See Accessories in the Technical Data Section.

PRODUCT SERVICE

WARNING:

This equipment is designed with safety features to protect the operator and must not be modified in any form. Only qualified individuals should repair this piece of equipment. Failure to observe these precautions may result in burns or electrical shock.

Three methods of product service are available:

- Telephone assistance available at the number listed below,
- Return the unit for servicing using the instructions below,
- Call DENTSPLY at the phone number below and obtain a service manual for a nominal fee

BEFORE RETURNING THE UNIT:

- Call DENTSPLY for an RMA (Return Material Authorization) number. This is used to track and identify your unit.
- Equipment received without this number may not be identifiable.
- Equipment damaged in shipment as a result of improper packing may not be paid by the carrier.

DENTSPLY will not be responsible for damages resulting from improper packing.

Ship prepaid to:
DENTSPLY Ceramco
RMA Number _____
13553 Calimesa Blvd.
Yucaipa, CA 92399-1203 USA
equipmentrepair.ca@dentsply.com
Phone: 909.795.2461
Fax: 909.795.5268

DECLARATION OF CONFORMITY



13553 Calimesa Blvd.
Yucaipa, CA 92399
USA

DENTSPLY Ceramco certifies that the following product:

Name: **WAXPENCIL PRO**

Serial Number: yyww - xxx (Where x is a number from 0-9)

Conforms with the basic requirements of the following EC guidelines:

- Low Voltage Directive 73/23/EEC
with 1. Modification 93/68/EEC
- EMC Directive - 89/336/EEC Electromagnetic Compatibility
with 1. Modification 92/31/EEC
2. Modification 93/68/EEC
- RoHS Directive 2002/95/EC - Regulation of Hazardous Substances (Lead, Mercury, Cadmium, Hexavalent Chromium, Polybrominated Biphenyls (PPBs), or Polybrominated Diphenyl Ethers (PBDEs),
The regulated hazardous substances have been eliminated or controlled to the specified concentrations of 0.1% for materials listed above except for Cadmium which is specified at 0.01%.
- WEEE Directive 2002/96/EC Waste from Electrical and Electronic Equipment reuse, recycling, recovery and disposal.
The WEEE Directive on electrical and electronic waste disposal and recycling is implemented through our EU representative listed below


The following Harmonized Standards were applied:

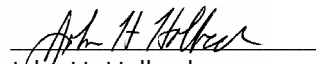
- EN 61010:2001 (Safety)
- IEC 61010-1:2001 (Safety)
- IEC 61010-2-010:2003 (Safety)
- EN 61326:1998 (EMC) not agency tested, no switching devices

DENTSPLY Ceramco's quality system meets these requirements:

- ISO 13485:2003 (Quality)

EU-Rep., DeguDent GmbH
Rodenbacher Chaussee 4
D-63457 Hanau
Germany
Phone +49 6181 59 57 59
Fax +49 6181 59 59 62


Erich G. Melzer
Electronic Project Engineer


John H. Holbeck
Mechanical Project Engineer


Richard D. Roy
Plant Manager

Date: 1/31/2007

A large rectangular area containing 30 horizontal lines, intended for writing or drawing.

A large rectangular area containing 30 horizontal lines, intended for writing or drawing.

WARRANTY

WARRANTY: Except with respect to those components parts and uses which are hereinafter described, DENTSPLY Ceramco warrants this unit to be free from defects in material and workmanship for a period of 180 days from the date of sale. DENTSPLY Ceramco 's liability under this warranty is limited solely to repairing or, at DENTSPLY Ceramco 's option, replacing those products included within the warranty which are returned to DENTSPLY Ceramco within the applicable warranty period (with shipping charges prepaid), and which are determined by DENTSPLY Ceramco to be defective. This warranty shall not apply to any product which has been subject to misuse; negligence; or accident; or misapplied; or modified; or repaired by unauthorized persons; or improperly installed.

INSPECTION: Buyer shall inspect the product upon receipt. The buyer shall notify DENTSPLY Ceramco in writing of any claims of defects in material and workmanship within thirty days after the buyer discovers or should have discovered the facts upon which such a claim is based. Failure of the buyer to give written notice of such a claim within this time period shall be deemed to be a waiver of such claim.

DISCLAIMER: The provisions here-in stated DENTSPLY Ceramco sole obligation and exclude all other remedies or warranties, expressed or implied, including those related to *MERCHANTABILITY* and *FITNESS FOR A PARTICULAR PURPOSE*.

LIMITATION OF LIABILITY: Under no circumstances shall DENTSPLY Ceramco be liable to the buyer for any incidental, consequential or special damages, losses or expenses.

LIMITATION OF ACTIONS: The buyer must initiate any action with respect to claims under the warranty described in the first paragraph within one year after the cause of action has accrued.

Corporate and Sales Office:

DENTSPLY Austenal
DENTSPLY International
570 West College Avenue
York, PA 17404-0872 USA
PH: 800.621.0341
FAX: 717.849.4712

EU-Rep., DeguDent GmbH
Rodenbacher Chaussee 4
D-63457 Hanau
Germany
Phone +49 6181 59 57 59
Fax +49 6181 59 59 62

Product Service Office:

DENTSPLY Ceramco
DENTSPLY International
13553 Calimesa Blvd.
Yucaipa, CA 92399 USA
PH: 909.795.2461
FAX: 909.795.5268
equipmentrepair.ca@dentsply.com

DENTSPLY Canada
161 Vinyl Ct.
Woodbridge, Ontario L4L 4A3
905.851.5374

PC 9363102
0704 Rev. G
© 2007 **DENTSPLY Ceramco**
All Rights Reserved
Printed in USA